


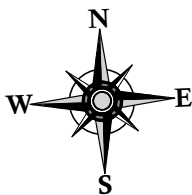


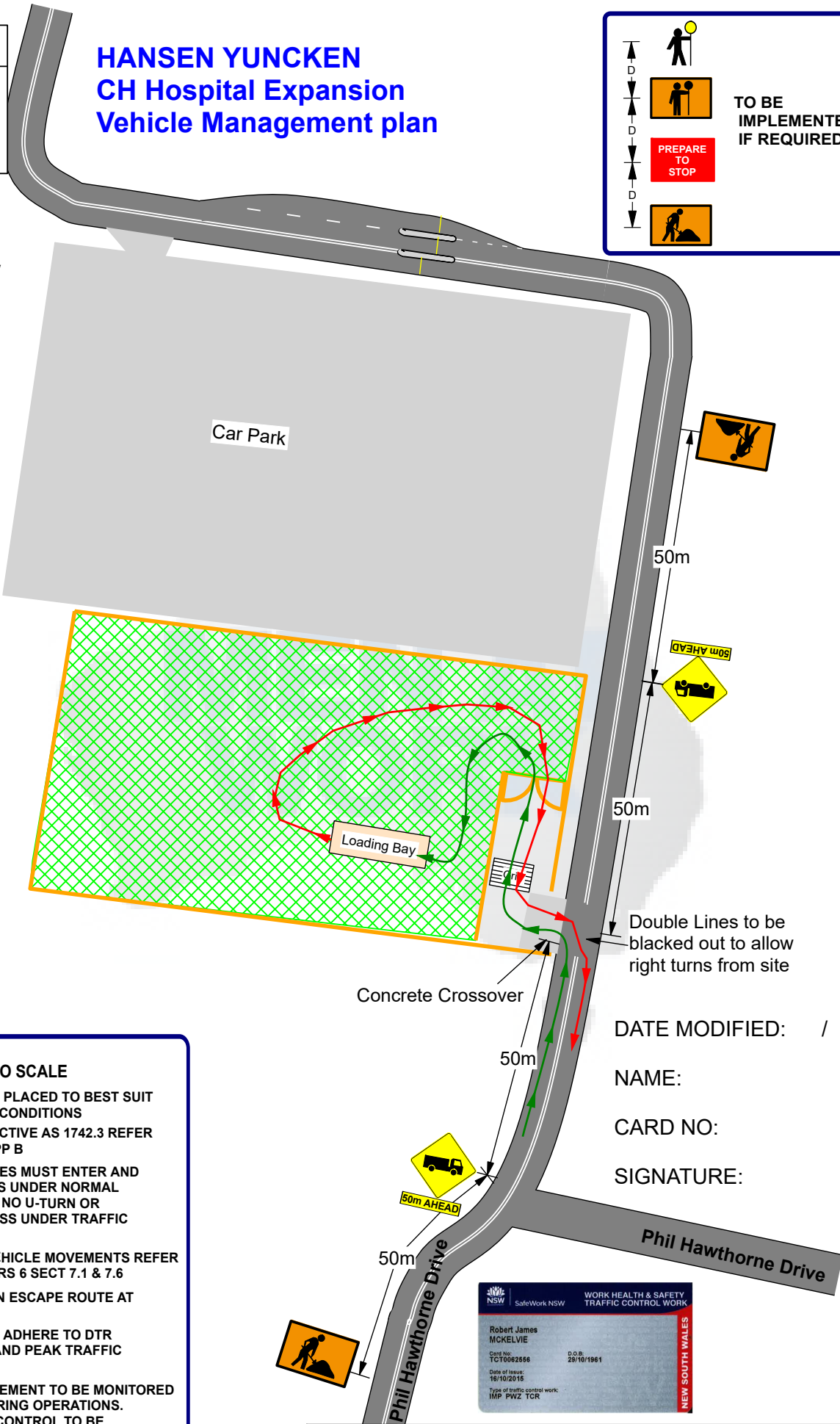
Legend

-  Vehicle Entry
-  Vehicle Exit
-  Work Area



**HANSEN YUNCKEN
CH Hospital Expansion
Vehicle Management plan**

TO BE IMPLEMENTED IF REQUIRED



NOT TO SCALE


1. SIGNAGE TO BE PLACED TO BEST SUIT ROAD AND SIGHT CONDITIONS
2. CLASS 1 REFLECTIVE AS 1742.3 REFER TCAWS VERS 6 APP B
3. WORKS VEHICLES MUST ENTER AND EXIT WORK AREAS UNDER NORMAL TRAFFIC STREAM NO U-TURN OR REVERSING UNLESS UNDER TRAFFIC CONTROL
4. FOR WORKS VEHICLE MOVEMENTS REFER VMP & TCAWS VERS 6 SECT 7.1 & 7.6
5. TC TO MAINTAIN ESCAPE ROUTE AT ALL TIMES.
6. STOPPAGES TO ADHERE TO DTR REQUIREMENTS AND PEAK TRAFFIC CONDITIONS
7. QUEUE MANAGEMENT TO BE MONITORED AT ALL TIMES DURING OPERATIONS. QUEUE TRAFFIC CONTROL TO BE IMPLEMENTED IF REQUIRED
8. CONTRADICTORY SIGNAGE TO BE COVERED OR REMOVED

DATE MODIFIED: / /

NAME:

CARD NO:

SIGNATURE:

MEN AT WORK 

Date: 07.04.21 Author: Rob McKelvie TCT0062556 Project: HANSEN YUNCKEN
 Comments: Vehicle Management Plan - CH Hospital expansion